

## Gun Air Regulator Kits 310700 Rev.A

### Models

248587 Gun air regulator kit - Meter-based proportioner

248588 Gun air regulator kit - Pump-based proportioner

### Installation

1. Close main air shutoff valve on air supply and on unit.
2. For meter-based systems, remove the side plate closest to the user interface (left side).

For pump-based systems, remove both side plates.

3. The gun air regulator mounts in the top plate on the left side of the proportioner, just above the side panel.
4. Remove knockouts in the plate (2 on meter-based systems and 3 on pump-based systems) and install the bulkhead fitting, regulator knob, and pressure gauge through the holes in the plate (FIG. 1).




Note the embossed arrow on the back of the regulator assembly determine the direction of air flow (FIG. 2).

5. Assemble the fittings into the regulator (2) and install the pressure gauge (4) so the regulator's air inlet is on the bottom when installed.
6. Plug the extra regulator port (FIG. 2).
7. Install the regulator assembly using the nut (1) provided.
8. For pump-based systems, install the bulkhead assembly as shown ( FIG. 3 and FIG. 4).
9. For meter-based systems, remove the air line from the bulkhead fitting and connect it to the regulator inlet.

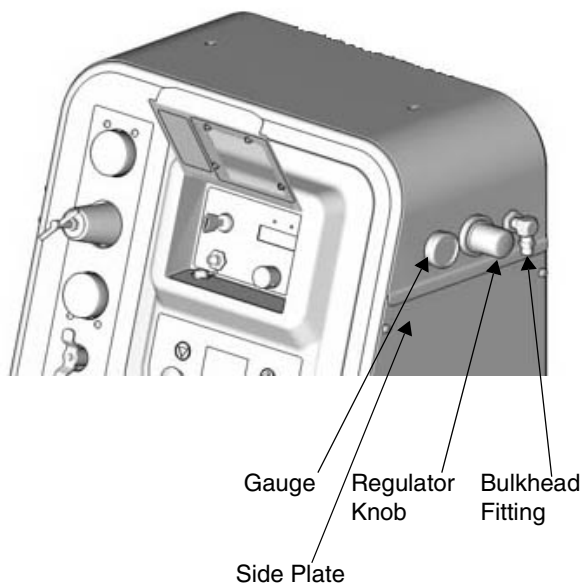


248588 shown


PROVEN QUALITY. LEADING TECHNOLOGY.

 Kit 248588 for pump-based proportioners, comes with a 3 ft. length of tube. Cut the tube into one 1 ft. length and one 2 ft. length when installing the kit.

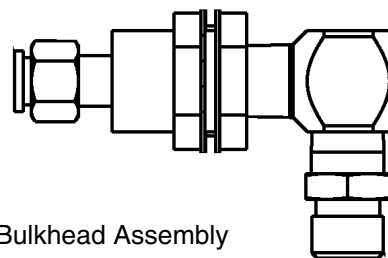
10. Use 1 ft. tube (7) to connect the regulator outlet to the bulkhead fitting.
11. For pump-based systems, remove the plug (FIG. 5) and replace with the elbow (12) from the kit.
12. For pump-based systems, connect the 2 ft. section of tube (7) between the elbow and the regulator inlet.
13. Affix the gun decal (6) on the regulator knob.
14. Reinstall the side panel(s).



**FIG. 1**

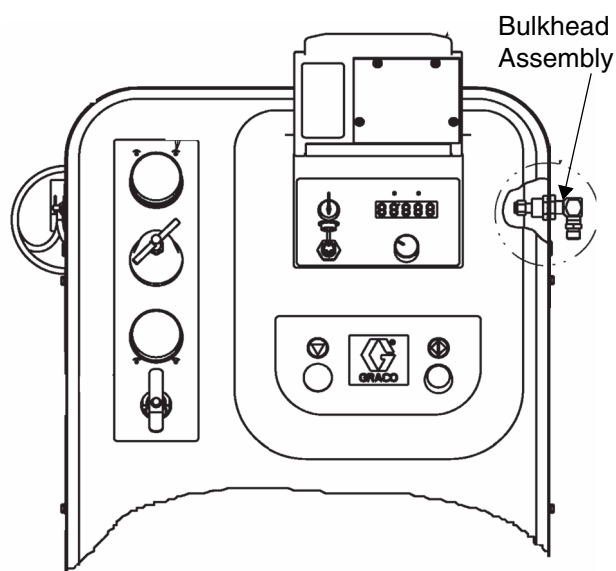


**FIG. 2**

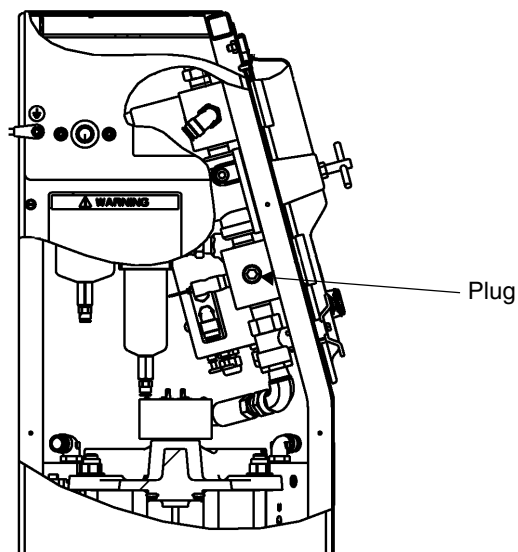


Bulkhead Assembly

**FIG. 3**



**FIG. 4**




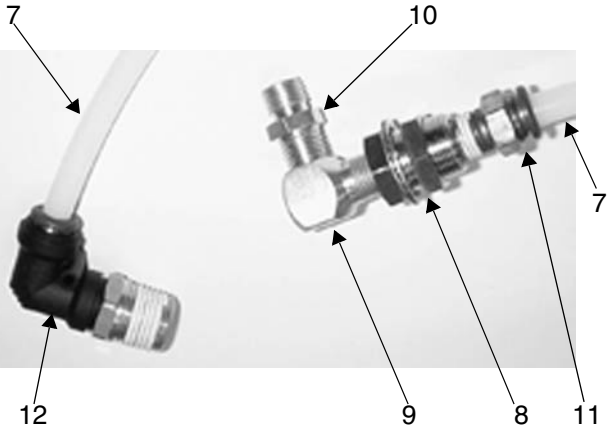
**FIG. 5**

# Parts

Kit 248587 for meter-based proportioners uses parts 1-7.

Kit 248588 for pump-based proportioners uses parts 1-12.

Ref. No.	Part No.	Description	Qty.
1	116514	NUT, regulator	1
2	116513	REGULATOR, air	1
3	160701	ELBOW, street	1
4	108190	GAUGE, air pressure	1
5	115841	FITTING, elbow	2
6	197455	LABEL, gun icon	1
7	590385	TUBE, poly-flo; 248587 only	1 ft.
	590385	TUBE, poly-flo; 248588 only	3 ft.
8	104641	FITTING, bulkhead; 248588 only	1
9	100840	ELBOW, street; 248588 only	1
10	162453	NIPPLE, 1/4 npsm x 1/4 npt; 248588 only	1
11	113319	FITTING, air; 248588 only	2
12	C38211	FITTING, tube; 248588 only	1



# Graco Standard Warranty

Graco warrants all equipment referenced in this document which is manufactured by Graco and bearing its name to be free from defects in material and workmanship on the date of sale to the original purchaser. With the exception of any special, extended, or limited warranty published by Graco, Graco will, for a period of twelve months from the date of sale, repair or replace any part of the equipment determined by Graco to be defective. This warranty applies only when the equipment is installed, operated and maintained in accordance with Graco's written recommendations.

This warranty does not cover, and Graco shall not be liable for general wear and tear, or any malfunction, damage or wear caused by faulty installation, misapplication, abrasion, corrosion, inadequate or improper maintenance, negligence, accident, tampering, or substitution of non-Graco component parts. Nor shall Graco be liable for malfunction, damage or wear caused by the incompatibility of Graco equipment with structures, accessories, equipment or materials not supplied by Graco, or the improper design, manufacture, installation, operation or maintenance of structures, accessories, equipment or materials not supplied by Graco.

This warranty is conditioned upon the prepaid return of the equipment claimed to be defective to an authorized Graco distributor for verification of the claimed defect. If the claimed defect is verified, Graco will repair or replace free of charge any defective parts. The equipment will be returned to the original purchaser transportation prepaid. If inspection of the equipment does not disclose any defect in material or workmanship, repairs will be made at a reasonable charge, which charges may include the costs of parts, labor, and transportation.

**THIS WARRANTY IS EXCLUSIVE, AND IS IN LIEU OF ANY OTHER WARRANTIES, EXPRESS OR IMPLIED, INCLUDING BUT NOT LIMITED TO WARRANTY OF MERCHANTABILITY OR WARRANTY OF FITNESS FOR A PARTICULAR PURPOSE.**

Graco's sole obligation and buyer's sole remedy for any breach of warranty shall be as set forth above. The buyer agrees that no other remedy (including, but not limited to, incidental or consequential damages for lost profits, lost sales, injury to person or property, or any other incidental or consequential loss) shall be available. Any action for breach of warranty must be brought within two (2) years of the date of sale.

**GRACO MAKES NO WARRANTY, AND DISCLAIMS ALL IMPLIED WARRANTIES OF MERCHANTABILITY AND FITNESS FOR A PARTICULAR PURPOSE, IN CONNECTION WITH ACCESSORIES, EQUIPMENT, MATERIALS OR COMPONENTS SOLD BUT NOT MANUFACTURED BY GRACO.** These items sold, but not manufactured by Graco (such as electric motors, switches, hose, etc.), are subject to the warranty, if any, of their manufacturer. Graco will provide purchaser with reasonable assistance in making any claim for breach of these warranties.

In no event will Graco be liable for indirect, incidental, special or consequential damages resulting from Graco supplying equipment hereunder, or the furnishing, performance, or use of any products or other goods sold hereto, whether due to a breach of contract, breach of warranty, the negligence of Graco, or otherwise.

## **FOR GRACO CANADA CUSTOMERS**

The Parties acknowledge that they have required that the present document, as well as all documents, notices and legal proceedings entered into, given or instituted pursuant hereto or relating directly or indirectly hereto, be drawn up in English. Les parties reconnaissent avoir convenu que la rédaction du présente document sera en Anglais, ainsi que tous documents, avis et procédures judiciaires exécutés, donnés ou intentés, à la suite de ou en rapport, directement ou indirectement, avec les procédures concernées.

# Graco Information

**TO PLACE AN ORDER**, contact your Graco distributor or call to identify the nearest distributor.

**Phone:** 612-623-6921 **or Toll Free:** 1-800-328-0211, **Fax:** 612-378-3505

*All written and visual data contained in this document reflects the latest product information available at the time of publication.  
Graco reserves the right to make changes at any time without notice.*

**Sales Office:** Minneapolis  
**International Offices:** Belgium, Korea, Hong Kong, Japan  
**GRACO INC. P.O. BOX 1441 MINNEAPOLIS, MN 55440-1441**  
www.graco.com  
Printed in USA 310700A  
4/2004