

# ProMix<sup>®</sup> PD

Positive Displacement Proportioner Platform



# ProMix PD Overview



The Graco ProMix PD is changing the way you think about ROI, proportioning, and manufacturing processes.

This electronic fluid control system is your gateway to the future of finishing.



## Premium Performance that Redefines Proportioning

High performance coatings need high performance equipment. Graco's unique line of PD Proportioners is redefining how you look at mixing paint. Our versatile line of products make it easier for you to take advantage of the many benefits of plural component material such as – shorter curing times, less waste and fewer VOCs.

### Core ProMix PD Benefits

#### CONTROL PRESSURE AND FLOW

Our unique positive displacement technology creates the most consistent pressure and flow control found in the marketplace.

#### VERSATILE MIXING

One pump fits all. With multiple pump configurations, we meet your component or material chemistry specifications.

#### REDUCE DOWNTIME AND WASTE

Our mix-at-the-belt technology mixes material close to the gun – reducing downtime and wasted material.

#### INTUITIVE CONTROLS AND DISPLAY

Make programming and data acquisition easier than ever. Integrated data acquisition via PLC or USB provides real time data on system parameters at any time.

#### SIMPLE SOFTWARE UPDATES

Easy software upgrades allow you to keep improving the system functionality every time we do with our simple software tokens.

#### AUTOMATIC/MANUAL CONFIGURATIONS

Whether you're running a manual or automatic application, ProMix PD's fit your needs. With the ability to upgrade parts in the field at any time, it allows you to start with a manual single pump system with the option of upgrading to a multiple pump automatic system.

# Versatility and Flexibility

The ProMix PD can operate up to 4 different pumps so you can dispense different chemistries and manage multiple applicators on the same system.

## Non-Compatible Materials? No Problem.


Why purchase two systems when you only need one?

**Utilizing our 4 pump system, you can run different material chemistries through dedicated fluid paths and track pot life for up to 3 different applicators all on one machine.**

Our ProMix PD can handle multiple guns and separate fluid streams all on the same system – saving you the cost of another proportioner.

Operate typically separated materials on one system.

- ▶ Epoxy-Urethanes
- ▶ AdPro/Primer/Top Coat/Clears
- ▶ Metallics/Non-metallics
- ▶ Waterborne/Solventborne
- ▶ 1K/2K on the same system

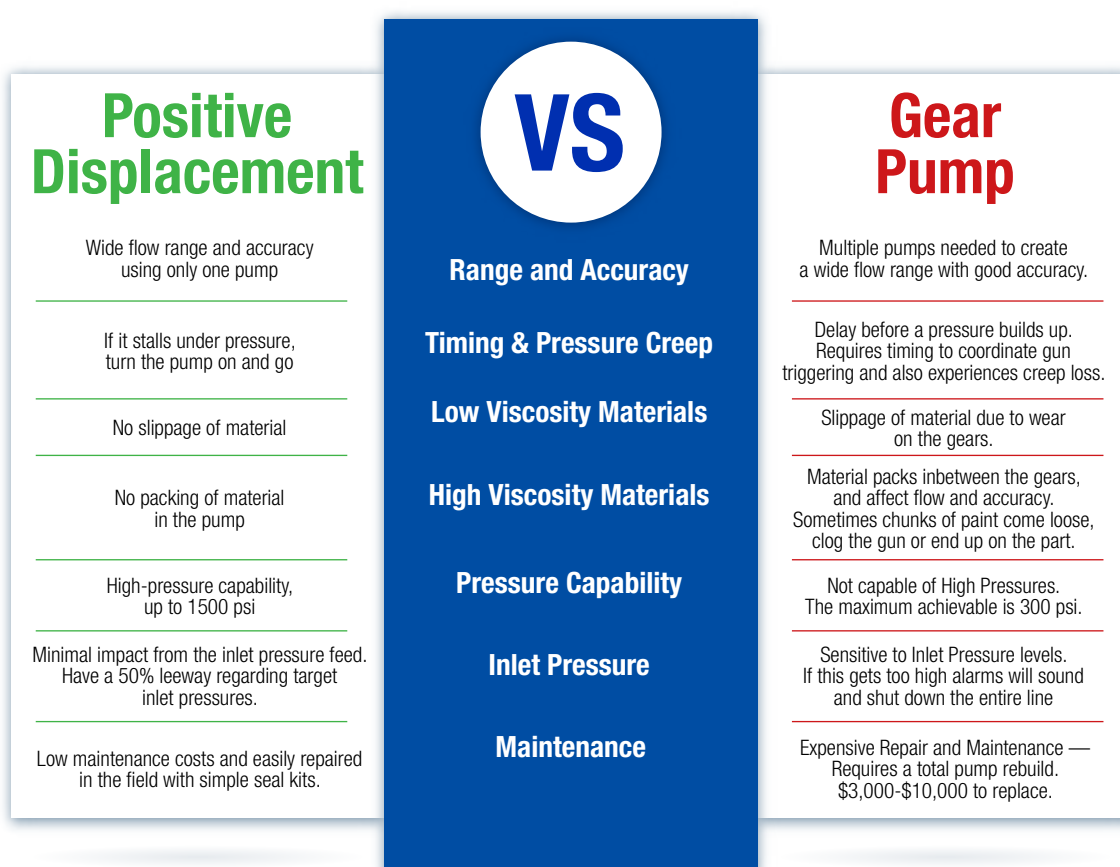


# Positive Displacement Technology

## How it works

The ProMix PD electrically driven dosing pump technology is the only true way to provide 100% positive displacement without any material slippage. Powered by a DC Stepper Motor, a piston pump moves up and down to create consistent pressure, and flow rates within a 1% mixing ratio accuracy every time.

A pressure transducer on the outlet side helps to monitor outlet pressure for electronic fluid regulation, and self-diagnostic programs.



## Stay On Ratio and On Budget

Graco's Proportioners with Positive Displacement Technology offer precise and reliable proportioning so you can stay on-ratio – within 1% mixing ratio accuracy – everytime!

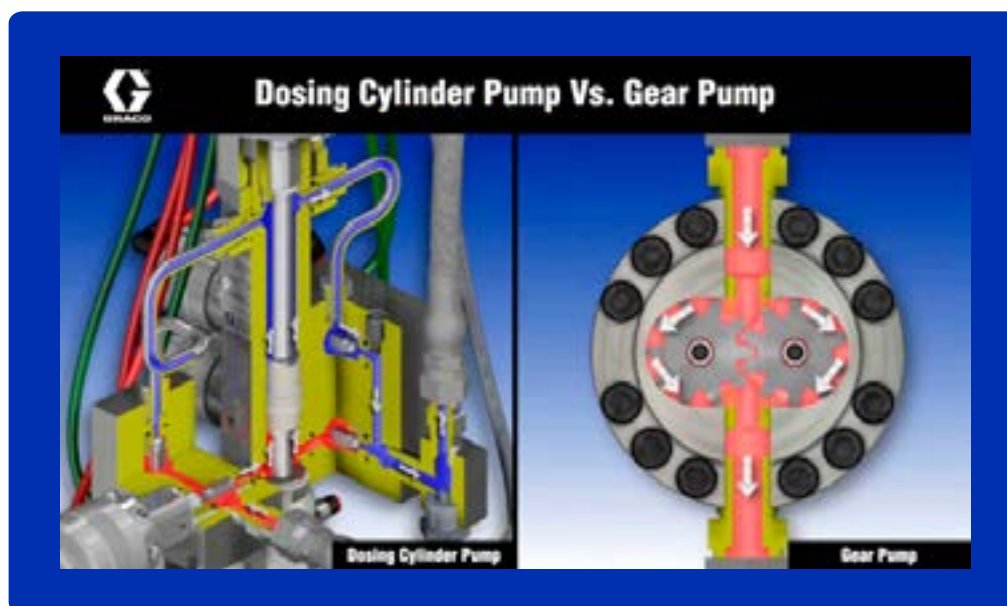
The ProMix PD System also has auto-shut off mechanism if the mixture ratio falls out of balance. This reduces rework and gives you confidence that the product is being applied exactly as you need it.

And because it's easily repaired with simple seal kits at a fraction of the cost to repair gear pumps, we're making it easier for you to stay on ratio and on budget!



**Mixing Ratio  
Accuracy  
within 1%**

The ProMix PD is the only equipment that offers true volumetric control. It is unique because it can operate in both flow and pressure mode, while offering high and low pressure options on the same system.



## Core ProMix PD Benefits

### WIDER RANGE OF FLOW RATES

Never have to switch out or overwork a pump again to get a wide range of flow rates and ratios. Our positive displacement piston pump was specifically designed to handle the ratios and flow rates where gear pumps fall short.

### ACCURATE AND PRECISE EVERY TIME

Our encoder-based piston drive technology and active control valves ensure smooth and exact dispensing every time. This means within 1% accuracy regardless of head pressure, elevation, viscosity of material, temperature, or gun triggering.

### DISPENSING

Because it stalls under pressure, our ProMix PD pump dispenses smoothly every time. Just trigger the gun and the PD pump will deliver the result you need without the need for the gun trigger timing techniques used with gear pumps.

### CUSTOMIZABLE FLUSHING

With our patented pump wash and air/solvent chop features, you can preset flushing routines for different materials. This provides cleaner lines and faster flushing and uses significantly less material.

### LONGER PUMP LIFE AND LESS REPAIR

Durable piston pump design creates less wear on parts overall to give you more production-time, less down-time.

### MINIMIZE DEGRADATION OF MATERIALS

No gears to cause degradation of materials. Avoid colour shift issues due to the shear and metallic flake degradation experienced with gear based systems.

# Low Flush Technology

Reduce Solvent &  
Material Waste by  
**80%**

## How it works

Moving the mixing point closer to the gun with our mix-at-the belt technology decreases the zones on the machine that need to be flushed.

Worn on the belt, carried in the hand or mounted on a robot for automatic applications, this technology not only slashes colour change time, it can also mean up to an 80% reduction in flushing and waste and downtime.

## Reduce Waste and Increase Production

Smaller flush zones not only let you change colours faster, but also save you money by reducing solvent and material waste created from flushing the lines.

By moving the mixing point closer to the gun, this decreases the size of the flush zones and increases efficiency in your plant. This mix on demand capability can reduce solvent use and mixed material waste by up to 80% compared to traditional electronic proportioners.

This means lower disposal costs of hazardous waste materials and less wasted paint – especially when you have multiple colour changes or short pot life materials. Faster colour change means increased throughput and productivity.

### Reduce Solvent & Material Waste By Up To 80%

Daily Paint Usage\*

**70%  
savings**



ProMix  
PD2K

Traditional  
Systems

Daily Solvent Usage\*

**80%  
savings**



ProMix  
PD2K

Traditional  
Systems

\*Savings based on 7 colour changes per day and a hose length of 15m (50 ft) x 1/4 in diameter

# Air/Solvent Chop

## How it works

Air/Solvent Chop allows for customizable flushing recipes that use air and solvent chop through the pump.

This reduces solvent usage during flushing and reduces the time required to fully flush the pump – especially for metallic flake or filled materials.



## Less Solvent use and Faster Colour Changes

With our patented pump wash and air/solvent chop features, you can preset flushing routines for different materials. This provides cleaner lines and faster flushing and also uses significantly less material.



Air/Solvent Chop Zones

# Intuitive Controls and Display

## Convenience and Control at Your Fingertips

High tech does not have to mean highly complicated. Our control interface is easy to use so you can spend less time learning and more time taking control of your operation. Set up is not only easy, but our system is smart enough to help you avoid any costly errors. The on-screen troubleshooting gives you operational information and ways to fix errors or alarms so you don't have to waste time consulting the manual.

This system also keeps track of a ton of information. Whether you want to simply see what is happening on your paint line, or use the data to optimize your processes and make improvements, it is accessible through a PLC or available to download using our USB port.



ADVANCED DISPLAY MODULE (ADM)

## Simpler Operation and Setup

Our unique controller safeguards against misconfiguring your system to help you avoid mistakes that would cause costly downtime. Once one parameter is set up, that data can be easily transferred to another machine without having to do anything manually. This not only saves time in installation but can be very valuable in recovering data after unexpected stoppages.



## Booth Control

Our compact and easy to use booth control provides a safe way to control recipe, pressure, and colour change all from inside the spray booth.



## On Screen Troubleshooting

No manuals or expensive maintenance experts. Errors on the PD interface provide you with an explanation of the problem and possible solutions to get you back up and running as quickly as possible.



**ADM**

*Our intuitive control interface is the most extensive on the market. Our easy to navigate screens guide you to simpler operation, setup, continuous improvement and troubleshooting.*



**COMMUNICATIONS GATEWAY MODULE**

## **Accelerate Your Connectivity**

Providing machine connectivity and user friendly controls means you get connected faster and start optimizing sooner. Using simple drop down options and built-in smart configuration logic, setting up our system is quick and easy. The on-screen troubleshooting gives you the information you need, where you need it. No more running around the plant trying to track down data. Our focus on continuous improvement gives you the peace of mind that we are doing everything we can to make your paint line as efficient as possible. As we get better, so will you.

Graco's Gateway Technology communicates using several different network protocol languages for easy integration and installation on your automatic lines to get you up-and-running faster. Our control network also allows you to connect and communicate with other Graco equipment like electrostatic applicators and rotary atomizers.

Our system is equipped for software updates. As your equipment ages, your software won't. These updates keep you operating with the latest technology at all times rather than having to buy new.



# Calculate Your Savings

The Graco ProMix PD is changing the way you think about ROI, proportioning, and manufacturing processes. Use this ROI calculator to estimate the savings through using ProMix PD.

## Example of Savings

### Flush Savings with ProMix PD2K Compared to Traditional Electronic Proportioners

Cost per Colour Change

	Traditional	ProMix PD2K
Paint Cost for an example price of €12.00/liter	0.7 liter x €12.00 = <b>€8.40</b>	0.15 liter x €12.00 = <b>€1.80</b>
Solvent Cost for an example price of €1.00/liter	3.9 liter x €1.00 = <b>€3.90</b>	0.57 liter x €1.00 = <b>€0.57</b>
Disposal Cost for an example price of €2.00/liter	4.6 liter x €2.00 = <b>€9.20</b>	0.7 liter x €2.00 = <b>€1.40</b>
Total Material Cost	<b>€21.50</b>	<b>€3.80</b>
Total Flush Cost per Day (Total Material Cost x 7 colour changes/day)	<b>€150.00</b>	<b>€26.60</b>
Total Flush Cost per Year (220 working days)	<b>€33,110.00</b>	<b>€5,852.00</b>
<b>Flush SAVINGS/year*</b>	<b>€27,258.00</b>	

### Transfer Efficiency Savings with ProMix PD2K SAVE up to 10% in transfer efficiency with PD2K electronic fluid management

	Traditional	ProMix PD2K
Paint Cost per day (based on 80 liter/day paint use at €12.00/l)	€960.00	€960.00 - 10% = <b>€864.00</b>
Paint Cost per year (220 working days)	€211,200.00	€190,080.00
<b>Transfer Efficiency SAVINGS/year*</b>	<b>€21,120.00</b>	

\*Savings based on 7 colour changes per day and hose length of 15m (50 ft) x 1/4 in diameter

# PD Overview



		PD2K Manual	PD2K Auto	PD2K Auto Spray	PD2K Dual Mix Manual	PD2K Dual Mix Auto	PD3K Manual	PD3K Auto	PD1K Auto	PD Acid Catalyst
		PD2K PLATFORM								
<b>Total Combined Colour + Catalyst</b>		34	34	34	32 (16/mix unit)	32 (16/mix unit)	36	36	34	34
<b>Colours</b>		30	30	30	16/mix unit	16/mix unit	30	30	30	30
<b>Catalysts</b>		4	4	4	4/mix unit	4/mix unit	8	8	–	4
<b>Mix-at-Belt Mix Manifold</b>	Manual remote mix manifold near gun using dedicated hose bundles per colour.	✗			✗		✗			✗
<b>Booth Control</b>	Ability to manually control recipe, pressure, and change colour in a hazardous area.	✗			✗		✗			✗
<b>Integrates with the PLC System</b>	Ability to communicate with PLC via Modbus, Ethernet I/P, DeviceNet, and Profibus Network Protocol Gateway.		✗	✗		✗		✗	✗	
<b>Supports an AWI Application</b>	Ability to communicate with Graco Advanced Web Interface remote monitoring and reporting software.	✗	✗						✗	✗
<b>1K Flow Control Capable</b>	Capable of single colour flow control.		✗	✗		✗		✗	✗	
<b>Acid Catalyst Capable</b>	Fluid passages compatible with a strong acid catalyst material.	✗			✗					✗
<b>Mix/Spray with 2 Guns Simultaneously</b>	Simultaneous metering and pot life tracking of two applicators with one system.				✗	✗			✗	
<b>ES Gun Control</b>	Control electrostatic voltage and current from PD2K control (with 26A123 Air Control Kit).			✗					✗	
<b>Applicator Control</b>	Control applicator variables and trigger from the PD2K control.			✗					✗	
<b>Pump Expansion</b>	Utilize up to 4 pumps to provide flexibility to use multiple material families and execute A/B colour changes.	✗	✗	✗			✗	✗		✗
<b>Gun Flush Box</b>	Gun Flush Box automates triggering and the colour change sequence to prevent operator error, reduce labor and contain the flush stream.	✗			✗		✗			✗
<b>Flow Control Dispensing Mode</b>	Dispenses materials at a consistent set flow rate regardless of fluid properties.		✗	✗		✗		✗	✗	
<b>Pressure Control Dispensing Mode</b>	Dispenses materials at a consistent set pressure regardless of fluid properties.	✗	✗	✗	✗	✗	✗	✗	✗	✗
<b>Recipe Ratio Assurance Monitoring</b>	Monitors the relative mix pressure of resin and catalyst to ensure proper on ratio mixing based on a recipe specific value.	✗	✗	✗	✗	✗	✗	✗		✗
<b>Instant Colour Change (Mix-at-Belt)</b>	Ability to switch hose bundles and instantly spray a new material - Multiple active potlife tracking. (Mix-at-belt required except for PD1K).	✗			✗		✗			✗
<b>Instant Colour Change (Mix-at-Wall)</b>	Ability to switch colours immediately with multiple spray guns - multiple active potlife tracking. (Mix-at-wall required).	✗	✗	✗	✗	✗	✗	✗	✗	✗

**Standard in all versions:** potlife tracking of mixed materials, air/solvent chop gun flush, pre-programmable mix recipes, unique & configurable flushing sequences and configurable maintenance reminders.

# PD Manual Technology



Manual painting with Graco PD equipment is as efficient as you can get without going automatic. This technology allows you to limit material waste, control pressure, and experience less operator error.

## Fast Flushing

Save material by only mixing at the belt of the operator.

### NO REGULATORS NEEDED

Pumps do not need regulators in the mixed material fluid stream, eliminating issues of operators mis-adjusting pressures

### FAST GUN FLUSHING


Automated gun flush box saves time and material

### ZERO SECOND COLOUR CHANGE

Load multiple guns on one system and eliminate colour change time

### HOSE BUNDLES OR REMOTE MIX BLOCKS

A very small amount of mixed material needs to be flushed



# PD Automatic Technology



Efficiency and performance are at the heart of our Graco Automatic PD Technology. Our systems not only provide connectivity to your network for greater efficiency and control, the Automatic PD line outperforms many other proportioners in it's class.

## Packed with Features

### GET CONNECTED

By fully integrating with PLC protocol networks, our PD technology can communicate to provide you with data on parameters, errors, and other events to get you on the road to a more connected facility.

### ROBOT ARM MIXING


Paint stays separate until the robot arm, minimizing wasted material.

### QUICK COLOUR CHANGE

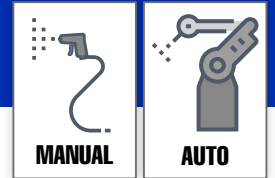
Flush one colour while spraying another – dramatically reducing downtime during colour changes.

### FLOW CONTROL

Our industry leading flow control is unmatched. Precise control ensures you have the flow rate you need and the ability to quickly change flow rates on the fly.



# Dual Mix



The PD Dual Mix unit does the job of 2 systems by controlling 2 guns in one booth at the same time or controlling 2 painters in 2 separate booths at the same time. Available with up to 4 pumps, Dual Mix not only increases production, but is also a less expensive alternative to buying two separate systems.

## One System. Two Painters. Ultimate Control.


Looking for the control of two systems but only want to pay for one? The PD Dual Mix unit allows you to control two painters in one booth or two painters in two separate booths – all with one system. It also gives you the flexibility to use one mix unit alone on light production days or if maintenance is required.

### PRODUCTION FLEXIBILITY

- ▶ Control 2 guns in one booth at the same time
- ▶ Control 2 painters in 2 separate booths
- ▶ Option to use one or both mix units depending on production needs or maintenance schedules
- ▶ Accommodates A/B rapid colour change

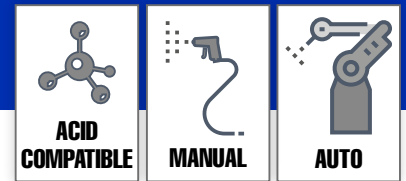
### SAVE MONEY

- ▶ Only need one system instead of two





# Acid Catalyst




Benefit from all of the features of ProMix PD with Acid Catalyst compatible materials. Acid Catalyst version of ProMix PD has fluid hardware upgraded with 316 and 17-4 stainless steel to make it compatible with acid based finishing materials.

## Tough Materials Need Tougher Equipment

Conversion varnishes are great when you need durability, moisture resistance and excellent finishing results. But these materials need equipment that can resist corrosion from acid based materials. ProMix PD proportioners are 100% acid resistant and specifically designed for these challenging applications.

### MAJOR BENEFITS

- ▶ Upgraded fluid section capable of handling strong acid catalysts
- ▶ Built in corrosion/leak prevention
- ▶ Smart fluid plate with 316 and 17-4 SST catalyst sections for corrosion resistance



 Acid Catalyst (Components are upgraded to be acid-resistant)

# Custom Valve Mapping

Have greater flexibility with a customized hardware layout. Custom Valve Mapping offers the same performance, with a simpler setup, at a lower cost.

## Flexible and Customizable Hardware


Simpler is better. Custom Valve Mapping customizes colour change modules and hardware. Allowing you to control inlet, outlet and remote valves from one colour change valve (CCV) module.

Custom Valve Mapping has features like multiple inlets, single outlet configuration. This maximizes your solenoid and valve usage. These altogether reduce complexity, and unneeded equipment.

### MAJOR BENEFITS

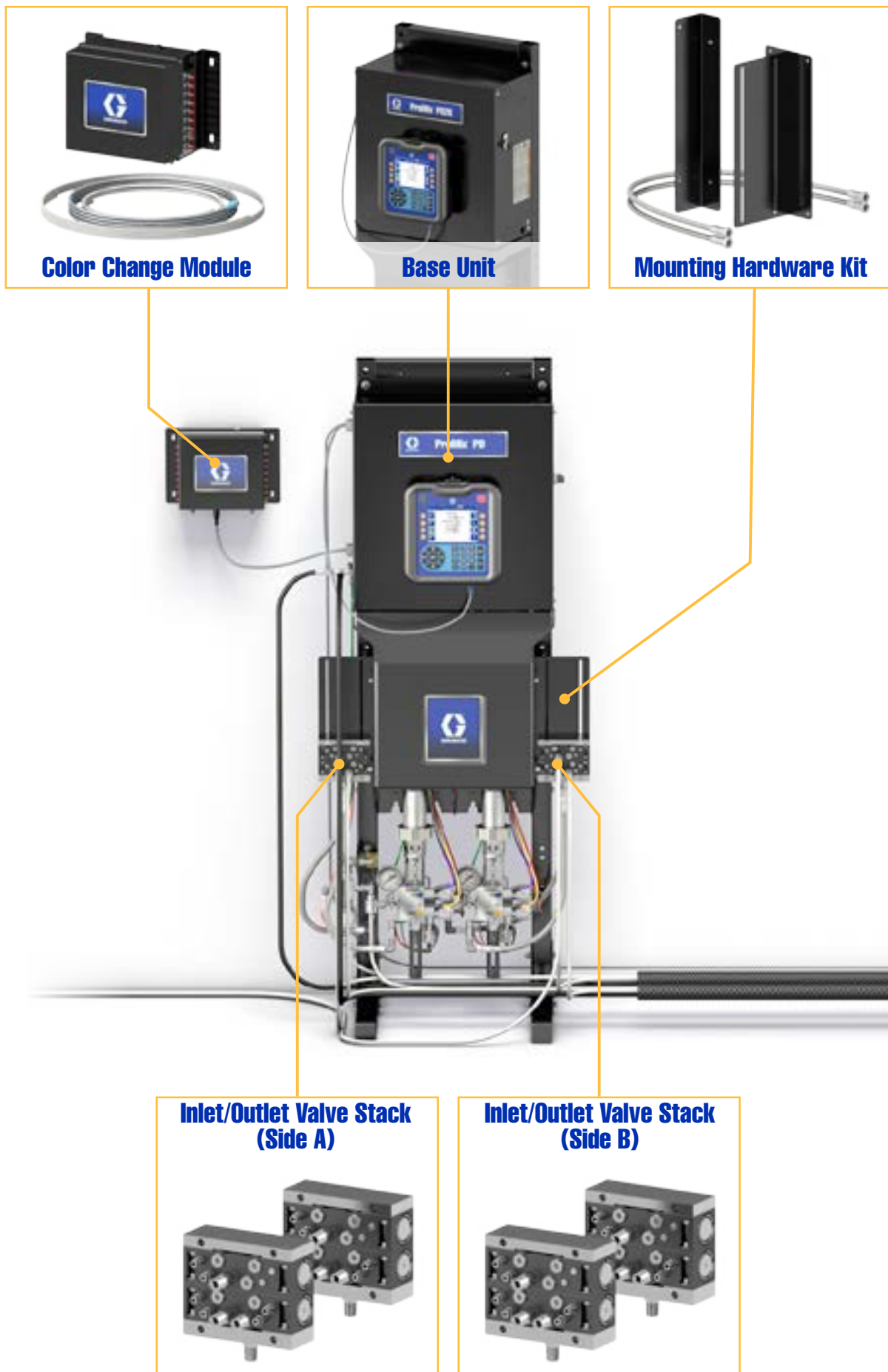
- ▶ Cut down on unneeded valves and modules
- ▶ Less complicated
- ▶ Easier to Manage
- ▶ Use less space






# Anatomy of the ProMix PD

## Manual Spraying - Mix at the Belt

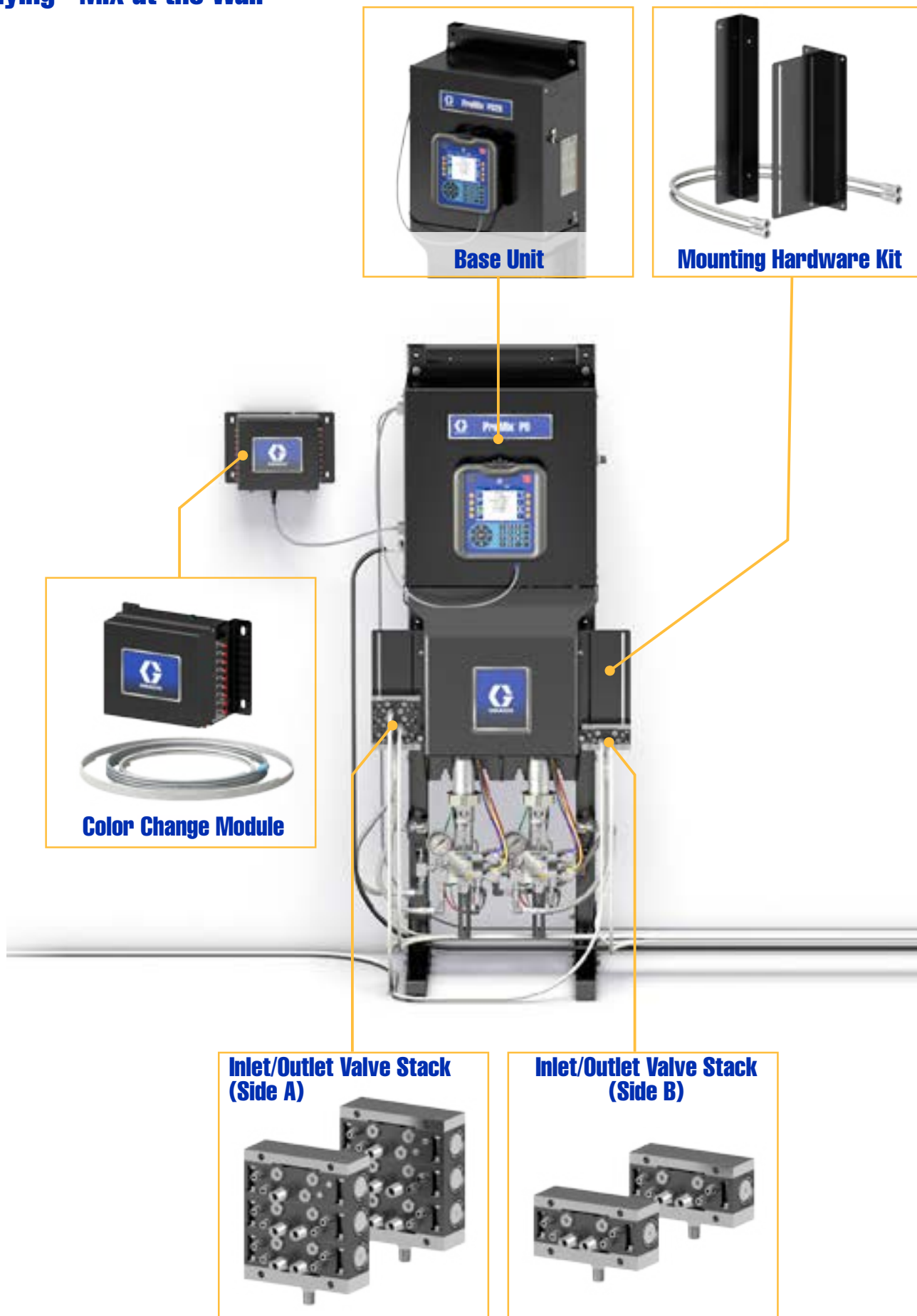







# Anatomy of the ProMix PD

## Manual Spraying - Mix at the Wall





**Mix at the Wall  
Manifold Kit**



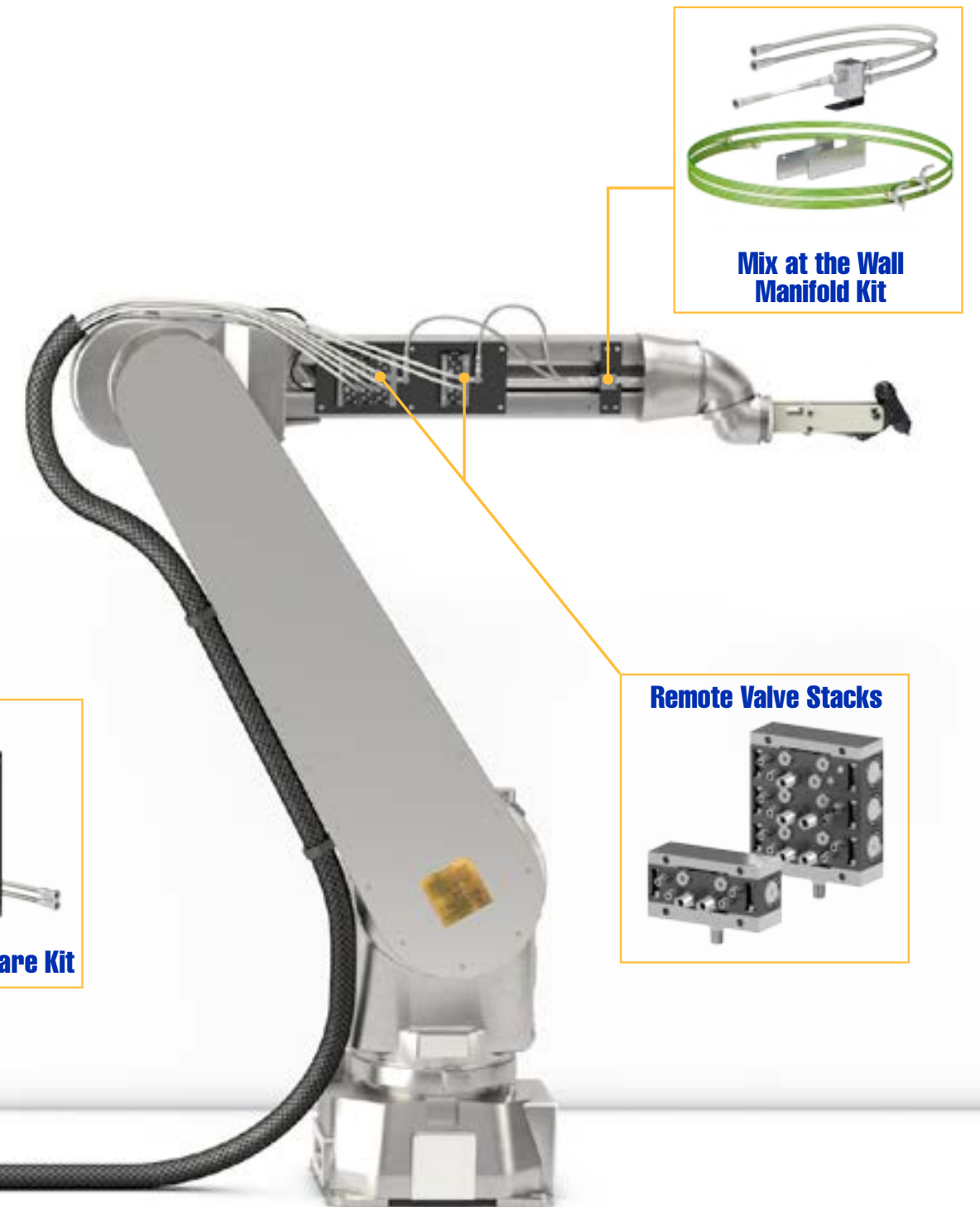
**Remote Valve Stacks**



# Anatomy of the ProMix PD

## Integrated Autospray





# Anatomy of the ProMix PD

## Technical Specifications

Flow rate .....	20 to 800 cc/min*
*3K or 4K rates could be higher depending on pump size & ratio	
Maximum fluid working pressure	
MC1000/AC1000 Low Pressure Systems .....	21 bar (300 psi, 2.1 MPa)
MC2000/AC2000 High Pressure Systems.....	105 bar (1500 psi, 10.5 MPa)
Fluid supply pressure requirements	
Low Pressure > 75% of outlet/spray pressure	
High Pressure > 80% of outlet/spray pressure	
Maximum working air pressure.....	7 bar (100 psi, 0.7 MPa)Air
Max supply pressure.....	7 bar (100 psi)
Pressure Range.....	6 bar - 7 bar (85-100 psi)
Filtration size for air logic .....	5 micron
Filtration size for spray gun air .....	30 micron
Air consumption	
PD2K controls .....	1 scfm max.
Paint applicator.....	see applicator specs
Air filter inlet size.....	3/8 npt(f)
Air filtration	
Air logic (Graco supplied) .....	minimum of 5 micron clean/dry
Air for atomizing (user supplied).....	Mix ratio range
2K ratio range .....	0.1:1 to 50:1, ± 1%
3K ratio range.....	0.1:1 to 100:1, ± 1%
Fluids handled	
Epoxies, urethanes, metallics, non-metallics, adpro, primer, top coat, clears, waterborne, solventborne	





Viscosity range of fluid.....	20 to 5000 centipoise
Fluid filtration (user supplied).....	100 mesh minimum
Fluid port sizes (inlet & outlet).....	1/4 npt(m)
External power supply requirements	
90 to 250 Vac, 50/60 Hz. 7 amps maximum draw, 15 amp maximum circuit breaker required, 8 to 14 AWG power supply wire gauge	
Operating temperature range.....	2 to 50°C (36 to 122°F)
Storage temperature range.....	-20 to 70°C (-4 to 158°F)
Weight (approx.) .....	136 kg (300 lb)
Sound data .....	below 75 dBA
Wetted parts	
17-4 PH, 300 series SST, tungsten carbide with nickle binder, PTFE, PPS, perfluoroelastomer, UHMWPE	
Physical dimensions	
Height.....	159 cm (63.5 ")
Width.....	48 cm (19.25")
Depth.....	56 cm (22.5")
Weight.....	approx. 300 lbs
Manuals	
Installation .....	<a href="#">332457</a>
Operation.....	<a href="#">332562</a>
Repair parts .....	<a href="#">3A2800</a>
Pumps .....	<a href="#">332339</a>
Mix manifold.....	<a href="#">3A2801</a>
Colour change valves.....	<a href="#">332454</a>
Colour change kits .....	<a href="#">332455</a>
3rd and 4th Pump expansion kits.....	<a href="#">332456</a>



# Ordering Information

## Mix at the Belt

Choose the components you need for your application.

Whatever you choose, Graco has you covered.





## Accessories

# Ordering Information

## Mix at the Wall

Choose the components you need for your application.

Whatever you choose, Graco has you covered.





## Accessories

# Ordering Information

## Automatic Mix at the Wall

Choose the components you need for your application.

Whatever you choose, Graco has you covered.







## Accessories

# Ordering Information

## Building Your System

The charts below have the part numbers and descriptions that correspond to the ordering system diagrams on pages 26-31. Ordering item by item helps to build a complete system.

### Base Unit

MC1000	Manual LP	AC1000	Automatic LP
MC1002	Manual DualMix LP	AC1002	Automatic DualMix LP
MC2000	Manual HP	AC2000	Automatic HP
MC2002	Manual DualMix HP	AC2002	Automatic DualMix HP
MC0500	Manual 1K (control only)	AC0500	Automatic 1K (control only)
MC0502	Manual DualMix 1K (control only)	AC0502	Automatic DualMix 1K (Control Only)
MC3000	Manual Acid Cat LP	MC3000	Manual Acid Cat LP
MC4000	Manual Acid Cat HP	MC4000	Manual Acid Cat HP

### Base Unit Expansion Kits

24R968	Air Spray, 70 cc
24R970	Air Spray, 35 cc
24R969	Air-Assist, 70 cc
24R971	Air-Assist, 35 cc
24V257	Air Spray, 70 cc
24V258	Air-Assist, 70 cc

2

### Valves & Manifold Kits

Low Pressure Non-Circulating Valve		Low Pressure Circulating Valve	
24Y936	2 Valve SST Low Pressure Non-Circulating Valve	24Y937	2 Valve SST Low Pressure Circulating Valve
24Y938	3 Valve SST Low Pressure Non-Circulating Valve	24Y939	3 Valve SST Low Pressure Circulating Valve
24Y940	4 Valve SST Low Pressure Non-Circulating Valve	24Y941	4 Valve SST Low Pressure Circulating Valve
24Y942	5 Valve SST Low Pressure Non-Circulating Valve	24Y943	5 Valve SST Low Pressure Circulating Valve
24Y944	6 Valve SST Low Pressure Non-Circulating Valve	24Y945	6 Valve SST Low Pressure Circulating Valve
24Y946	7 Valve SST Low Pressure Non-Circulating Valve	24Y947	7 Valve SST Low Pressure Circulating Valve
24Y948	8 Valve SST Low Pressure Non-Circulating Valve	24Y949	8 Valve SST Low Pressure Circulating Valve
24Y950	9 Valve SST Low Pressure Non-Circulating Valve	24Y951	9 Valve SST Low Pressure Circulating Valve
24Y952	10 Valve SST Low Pressure Non-Circulating Valve	24Y953	10 Valve SST Low Pressure Circulating Valve
26A272	11 Valve SST Low Pressure Non-Circulating Valve	26A273	11 Valve SST Low Pressure Circulating Valve
26A274	12 Valve SST Low Pressure Non-Circulating Valve	26A275	12 Valve SST Low Pressure Circulating Valve
26A286	13 Valve SST Low Pressure Non-Circulating Valve	26A605	13 Valve SST Low Pressure Circulating Valve
26A276	14 Valve SST Low Pressure Non-Circulating Valve	26A277	14 Valve SST Low Pressure Circulating Valve
26A278	15 Valve SST Low Pressure Non-Circulating Valve	26A279	15 Valve SST Low Pressure Circulating Valve
26A280	16 Valve SST Low Pressure Non-Circulating Valve	26A281	16 Valve SST Low Pressure Circulating Valve
26A282	17 Valve SST Low Pressure Non-Circulating Valve	26A283	17 Valve SST Low Pressure Circulating Valve
26A284	18 Valve SST Low Pressure Non-Circulating Valve	26A285	18 Valve SST Low Pressure Circulating Valve

## High Pressure Non-Circulating Valve

24T647	2 Valve SST High Pressure Non-Circulating Valve
24T648	3 Valve SST High Pressure Non-Circulating Valve
24T649	4 Valve SST High Pressure Non-Circulating Valve
24T650	5 Valve SST High Pressure Non-Circulating Valve
24T651	6 Valve SST High Pressure Non-Circulating Valve
24T652	7 Valve SST High Pressure Non-Circulating Valve
24T653	8 Valve SST High Pressure Non-Circulating Valve
24T654	9 Valve SST High Pressure Non-Circulating Valve
24T655	10 Valve SST High Pressure Non-Circulating Valve
24T656	11 Valve SST High Pressure Non-Circulating Valve
24T657	12 Valve SST High Pressure Non-Circulating Valve
24T658	13 Valve SST High Pressure Non-Circulating Valve
24T659	14 Valve SST High Pressure Non-Circulating Valve
24T660	15 Valve SST High Pressure Non-Circulating Valve
24T661	16 Valve SST High Pressure Non-Circulating Valve
24T662	17 Valve SST High Pressure Non-Circulating Valve
24T663	18 Valve SST High Pressure Non-Circulating Valve
24T664	19 Valve SST High Pressure Non-Circulating Valve
24T665	20 Valve SST High Pressure Non-Circulating Valve
24T666	21 Valve SST High Pressure Non-Circulating Valve
24T667	22 Valve SST High Pressure Non-Circulating Valve
24T668	23 Valve SST High Pressure Non-Circulating Valve
24T669	24 Valve SST High Pressure Non-Circulating Valve
24T670	25 Valve SST High Pressure Non-Circulating Valve
24T671	26 Valve SST High Pressure Non-Circulating Valve
24T672	27 Valve SST High Pressure Non-Circulating Valve
24T673	28 Valve SST High Pressure Non-Circulating Valve
24T674	29 Valve SST High Pressure Non-Circulating Valve
24T675	30 Valve SST High Pressure Non-Circulating Valve
24T676	31 Valve SST High Pressure Non-Circulating Valve

## High Pressure Circulating Valve

24T677	2 Valve SST High Pressure Circulating Valve
24T678	3 Valve SST High Pressure Circulating Valve
24T679	4 Valve SST High Pressure Circulating Valve
24T680	5 Valve SST High Pressure Circulating Valve
24T681	6 Valve SST High Pressure Circulating Valve
24T682	7 Valve SST High Pressure Circulating Valve
24T683	8 Valve SST High Pressure Circulating Valve
24T684	9 Valve SST High Pressure Circulating Valve
24T685	10 Valve SST High Pressure Circulating Valve
24T686	11 Valve SST High Pressure Circulating Valve
24T687	12 Valve SST High Pressure Circulating Valve
24T688	13 Valve SST High Pressure Circulating Valve
24T689	14 Valve SST High Pressure Circulating Valve
24T690	15 Valve SST High Pressure Circulating Valve
24T691	16 Valve SST High Pressure Circulating Valve
24T692	17 Valve SST High Pressure Circulating Valve
24T693	18 Valve SST High Pressure Circulating Valve
24T694	19 Valve SST High Pressure Circulating Valve
24T695	20 Valve SST High Pressure Circulating Valve
24T696	21 Valve SST High Pressure Circulating Valve
24T697	22 Valve SST High Pressure Circulating Valve
24T698	23 Valve SST High Pressure Circulating Valve
24T699	24 Valve SST High Pressure Circulating Valve
24T700	25 Valve SST High Pressure Circulating Valve
24T701	26 Valve SST High Pressure Circulating Valve
24T702	27 Valve SST High Pressure Circulating Valve
24T703	28 Valve SST High Pressure Circulating Valve
24T704	29 Valve SST High Pressure Circulating Valve
24T705	30 Valve SST High Pressure Circulating Valve
24T706	31 Valve SST High Pressure Circulating Valve

## Acid Compatible High Pressure Non-Circulating Valve

24X360	2 Valve SST Acid Compatible High Pressure Non-Circulating Valve
24U182	3 Valve SST Acid Compatible High Pressure Non-Circulating Valve
24U183	5 Valve SST Acid Compatible High Pressure Non-Circulating Valve

## Colour Change Solenoid Modules

25D328	4 Valve Module Kit
25D329	5 Valve Module Kit
25D474	6 Valve Module Kit
25D475	7 Valve Module Kit
25D476	8 Valve Module Kit
25D477	9 Valve Module Kit
25D478	10 Valve Module Kit
25D479	11 Valve Module Kit

# Ordering Information

4

## Mix at Belt Hose Bundles

24T140	Low Pressure 25 ft (7 m)	24T247	High Pressure 25 ft (7 m)
24T138	Low Pressure Electrostatic 25 ft (7 m)	24T245	High Pressure Electrostatic 25 ft (7 m)
24T141	Low Pressure 50 ft (15 m)	24T248	High Pressure 50 ft (15 m)
24T139	Low Pressure Electrostatic 50 ft (15 m)	24T246	High Pressure Electrostatic 50 ft (15 m)

5

## Mounting Kit & Stainless Steel Hoses

25D311	Valve Stack Mounting Kit (includes 2 - 30" hoses)	24N347	5.0 ft PTFE SST Braided Hose (need 2)
24N345	1.5 ft PTFE SST Braided Hose (need 2)	24N348	6.0 ft PTFE SST Braided Hose (need 2)
24N346	2.5 ft PTFE SST Braided Hose (need 2)		

6

## Mix Manifold Kits

25D543	PD2K Low Pressure Remote Mix Manifold	26A223	PD2K Low Pressure Mix at the Belt Manifold for acid catalyzed materials
25D605	PD2K High Pressure Remote Mix Manifold	26A224	PD2K High Pressure Mix at the Belt Manifold for acid catalyzed materials
26A358	PD2K Low Pressure Mix at the Belt Manifold	26C288	PD3K Low Pressure Remote Mix Manifold
26A225	PD2K High Pressure Mix at the Belt Manifold	26C289	PD3K High Pressure Remote Mix Manifold

7

## Applicators

See your distributor or sales person for more information on applicators.

8

## Tool Kits

25D980	PD2K Maintenance Tool Kit
26C334	Mix Manifold Tool Kit

9

## Accessories

Other Accessories	25D980	ProMix PD Tool Kit	CAN Cables and Adapters	121001	Female-Female 1 meter
	25D627	High Pressure BPR Kit		121003	Female-Female 3 meter
	26A335	Leg Extension		120952	Female-Female 4 meter
	15V826	Gun Flush Box		121201	Female-Female 6 meter
	24T787	Solvent Flow Switch Kit		121228	Female-Female 15 meter
	26A231	Dual Panel Air Control Kit		122487	Male-Female 1.5 meter
	24T803	PD2K Manual to Automatic Upgrade Kit		121728	Male-Female 4 meter
	26C416	PD3K Upgrade Kit		124003	Male-Female 5 meter
	15V823	Gun Air Shut Off Kit		121005	Male-Female 15 meter
	16D329	Solvent Meter Kit		121006	Male-Female 50 meter
	24K337	Light Tower Kit		121807	Male-Male-Male Cable Splitter
				124654	Female-Male-Male Cable Splitter
Gateways and Automation Kits	CGMEP0	Ethernet IP	Air Solvent Chop Kits	16T072	IS to Non-IS CAN Adapter
	CGMDN0	DeviceNet		26A309	LP, w/o CC manifold IS-Valve
	CGMPN0	ProfiNet		26A333	HP, w/o CC manifold IS-Valve
	24W462	Modbus TCP		26A310	LP w/CC manifold IS-Valve
	26A303	CGM Kit for ProMix PD2K Dual Mix		26A334	HP, w/CC manifold IS-Valve
	24W829	CGM Kit for ProMix PD2K		26C299	LP, w/o CC manifold non-IS-Valve
	24C416	CGM Kit for ProMix PD3K		26C300	HP, w/o CC manifold non-IS-Valve
	26A123	Integrated Air Control Gateway Kit		26C301	LP w/CC manifold non-IS-Valve
	15V337	AWI		26C302	HP, w/CC manifold non-IS-Valve
	24T805	AWI Gateway for PD		26A311	Air Solvent Chop Regulator Kit

## Acid Catalyst Pump Kits

26A048	Pump Kit with Acid Expansion Pump
24X320	Kit, 1 Cat, Non-Circ, Hp, Acid

## Quick Connect Fitting Kit

26C295	Kit, Hose Connector, 1/4" npt, FX75 1500 psi
26C296	Kit, Hose Connector, 3/8" OD tube barb, FX75 300 psi*
26C297	Kit, Hose Connector, 1/4" npt, FFKM 1500 psi
26C298	Kit, Hose Connector, 3/8" OD tube barb, FFKM 300 psi*

\* Compatible tubing rated to 225 psi

# Traditional PD Packages

Don't need to customize? Below are PD packages you can order that are complete packages.

	1 Colour Pump Flush	2 Colour / 3 Colour Expansion	4 Colour / 5 Colour Expansion	6 Colour / 7 Colour Expansion	8 Colour / 9 Colour Expansion
Air Spray Non-Circulation	25A239	24Y954	24Y955	24Y956	24Y957
Air Spray Circulation	25A240	24Y958	24Y959	24Y960	24Y961
Air-Assist Non-Circulation	24X318	24R959	24R960	24R961	24R962
Air-Assist Circulation	24X319	24R963	24R964	24R965	24R966
Air-Assist Acid Catalyst	24X320	24T579	24T580	—	—

	Colours	1 Catalyst		2 Catalysts		4 Catalysts	
		Non-Circulation	Circulation	Non-Circulation	Circulation	Non-Circulation	Circulation
Air Spray Colour Change	1	24Y962	24Y967				
	2	24Y963	24Y968	24Y972	24Y976		
	4	24Y964	24Y969	24Y973	24Y977	24Y980	24Y983
	6	24Y965	24Y970	24Y974	24Y978	24Y981	24Y984
	8	24Y966	24Y971	24Y975	24Y979	24Y982	24Y985
	12	25A606	24V327	24V335	24V340	24V346	24V350
	13-18*	24V163	24V328				
	13-24*	24V164	24V329				
	13-30*	24V165	24V330				
Air-Assist Colour Change	1	24V359	24V369				
	2	24V360	24V370	24V381	24V389		
	4	24V361	24V371	24V382	24V390	24V396	24V402
	6	24V362	24V372	24V383	24V391	24V397	24V403
	8	24V363	24V373	24V384	24V392	24V398	24V404
	12	24V364	24V374	24V385	24V393	24V399	24V405
	13-18*	24V365	24V375				
	13-24*	24V366	24V376				
	13-30*	24V367	24V377				

For manual systems using remote mixing one must order an additional solvent flow switch kit (see accessories)

\*Expansion kits (use with 1, 2 or 4 catalyst kits)



## ABOUT GRACO

Founded in 1926, Graco is a world leader in fluid handling systems and components. Graco products move, measure, control, dispense and apply a wide range of fluids and viscous materials used in vehicle lubrication, commercial and industrial settings.

The company's success is based on its unwavering commitment to technical excellence, world-class manufacturing and unparalleled customer service. Working closely with qualified distributors, Graco offers systems, products and technology that set the quality standard in a wide range of fluid handling solutions. Graco provides equipment for spray finishing, protective coating, paint circulation, lubrication, and dispensing sealants and adhesives, along with power application equipment for the contractor industry. Graco's ongoing investment in fluid management and control will continue to provide innovative solutions to a diverse global market.

## GRACO LOCATIONS

### MAILING ADDRESS

P.O. Box 1441  
Minneapolis, MN 55440-1441  
Tel: 612-623-6000  
Fax: 612-623-6777

### AMERICAS

#### MINNESOTA

Worldwide Headquarters  
Graco Inc.  
88-11th Avenue N.E.  
Minneapolis, MN 55413

### EUROPE

#### BELGIUM

European Distribution Center  
Graco Distribution BVBA  
Industrieterrein-Oude Bunders  
Slakweidestraat 31  
3630 Maasmechelen,  
Belgium  
Tel: 32 89 770 700  
Fax: 32 89 770 777

### ASIA PACIFIC

#### AUSTRALIA

Graco Australia Pty Ltd.  
Suite 17, 2 Enterprise Drive  
Bundoora, Victoria 3083  
Australia  
Tel: 61 3 9468 8500  
Fax: 61 3 9468 8599

#### CHINA

Graco Hong Kong Ltd.  
Shanghai Representative Office  
Building 7  
1029 Zhongshan Road South  
Huangpu District  
Shanghai 200011  
The People's Republic of China  
Tel: 86 21 649 50088  
Fax: 86 21 649 50077

### INDIA

Graco Hong Kong Ltd.  
India Liaison Office  
Room 432, Augusta Point  
Regus Business Centre 53  
Golf Course Road  
Gurgaon, Haryana  
India 122001  
Tel: 91 124 435 4208  
Fax: 91 124 435 4001

#### JAPAN

Graco K.K.  
1-27-12 Hayabuchi  
Tsuzuki-ku  
Yokohama City, Japan 2240025  
Tel: 81 45 593 7300  
Fax: 81 45 593 7301

#### KOREA

Graco Korea Inc.  
38, Samsung 1-ro 1-gil  
Hwaseong-si, Gyeonggi-do, 18449  
Republic of Korea  
Tel: 82 31 8015 0961  
Fax: 82 31 613 9801

All written and visual data contained in this document are based on the latest product information available at the time of publication. Graco reserves the right to make changes at any time without notice.

Graco is certified ISO 9001.

Europe  
+32 89 770 700  
FAX +32 89 770 777  
WWW.GRACO.COM

©2018 Graco Distribution BVBA 345107ENEU Rev. A 06/19 Electronic Version only.  
All other brand names or marks are only used for identification purposes and are trademarks of their respective owners.  
For more information on Graco's intellectual property, see [www.graco.com/patent](http://www.graco.com/patent) or [www.graco.com/trademarks](http://www.graco.com/trademarks).